

# How to Complete a National Award Form

## Reminders:

👉 **Maximum: Six submissions** per member across all National Award categories. *(This limitation excludes Recognition Awards and People’s Choice, which grant additional opportunities for award entries.)*

👉 **Per Category:** Up to **two entries**.

👉 **Submission Fees:** For National Awards, the **first two** submissions are free. Additional submissions (up to six total) cost \$30 each. *(There is no cost when submission or Recognition Awards and People’s Choice)*

**Step 1:** Visit the TMAC Awards Portal <https://awards.travelmedia.ca/>

**Step 2:** Click the “Login” button (top right corner)

**Step 3:** Enter your existing username and password that is associated with your TMAC profile

**Step 4:** Click the dropdown under “Login as” and choose the appropriate option that represents you as a member of TMAC

## Enter The Awards

Username or Email Address

arienne@seeyousoon.ca

Password

.....

Login as

Media Member



Login

**Step 4:** Click National Awards

**Step 5:** Under “Categories,” click the award you want to complete

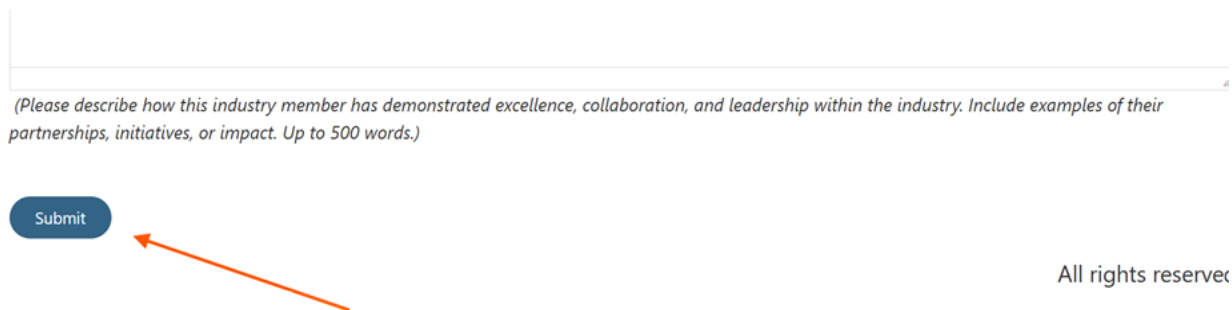
**Step 6:** Complete the form as described

**Step 7:** Click the “Submit” button

(Please describe how this industry member has demonstrated excellence, collaboration, and leadership within the industry. Include examples of their partnerships, initiatives, or impact. Up to 500 words.)

Submit

All rights reserved

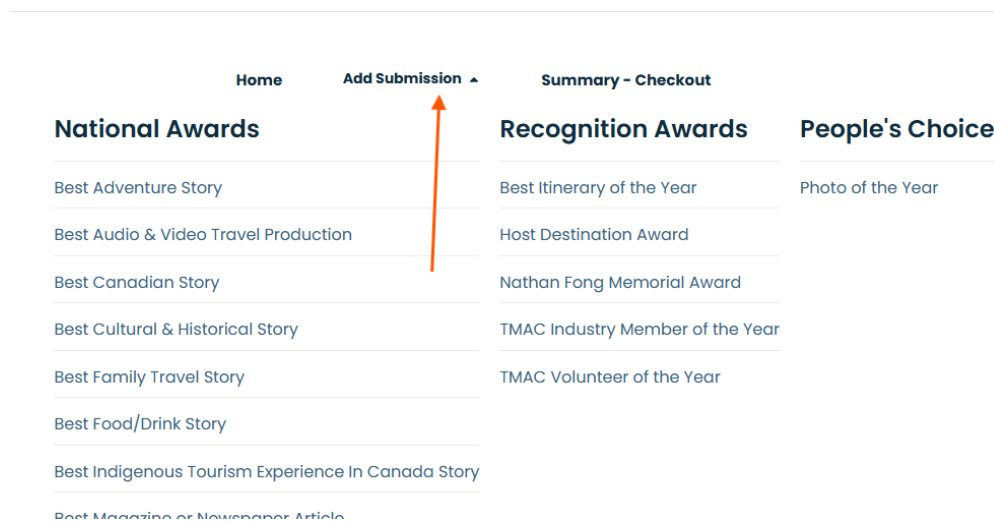


**Step 8:** You will know your submission went through if you see a pop-up that says: Submission Successful!

**Step 9a:** If you want to make another submission, click “Add Submission” at the top of the page and choose the next award you want to.

Home   Add Submission ▲   Summary - Checkout

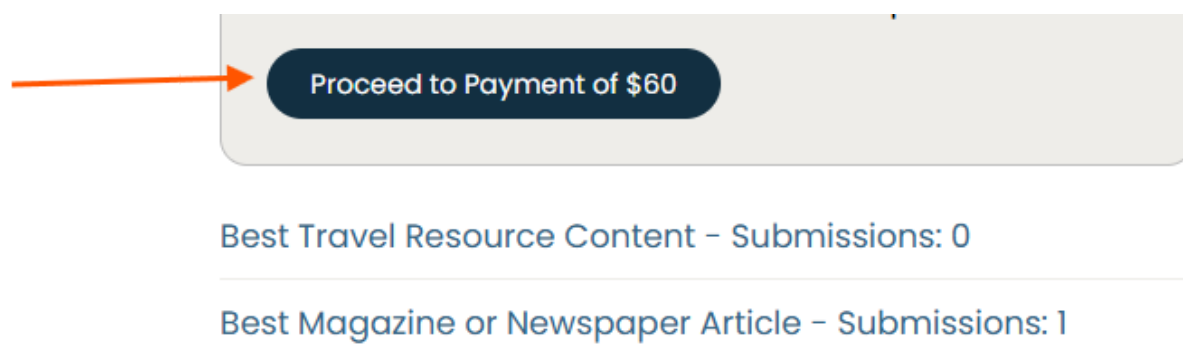
National Awards	Recognition Awards	People's Choice
Best Adventure Story	Best Itinerary of the Year	Photo of the Year
Best Audio & Video Travel Production	Host Destination Award	
Best Canadian Story	Nathan Fong Memorial Award	
Best Cultural & Historical Story	TMAC Industry Member of the Year	
Best Family Travel Story	TMAC Volunteer of the Year	
Best Food/Drink Story		
Best Indigenous Tourism Experience In Canada Story		
Best Magazine or Newspaper Article		



**Step 9b.** If you are not ready to submit your next award, and want to take a break, you can log out and come back later to finish your other award submissions. The award you submitted for will not be deleted.

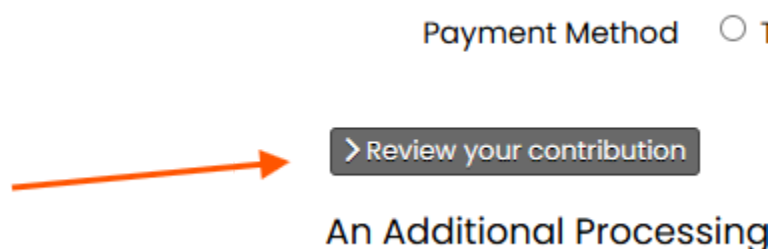
**Step 10a:** If you are only submitting for the two free National Awards, you do not have to pay a fee and are **complete with your National Awards** submission process. Congratulations!

**Step 10b:** If you are entering more than 2 National Awards, have incurred charges and are ready to checkout, please click |Summary - Checkout” at the top of the website. Then, scroll down and click the “Proceed to Payment” button on the right-hand side



**Step 11:** Fill out the payment form as described. Note that you can pay later or by credit card (through Be Aware, a processing fee applies if paying by Credit Card).

**Step 12:** Click “Review your contribution”



**Step 13:** If everything looks on the up and up, click “Continue”

**Step 14:** You will see details of your purchase. You are now complete with your National Awards Submission Process! Congratulations!

**Tip:** To review your submission, click “Summary-Check out” at the top of the page, and you will see a list of the awards you have entered.

Thank you for applying for an Award (or more!).

Results will be announced on May 2, 2026, at the 2026 TMAC Conference Awards Gala.